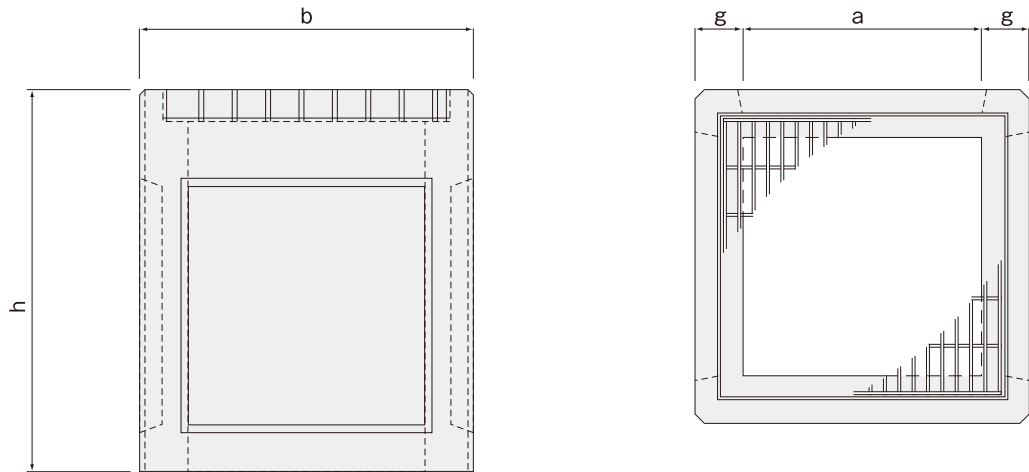
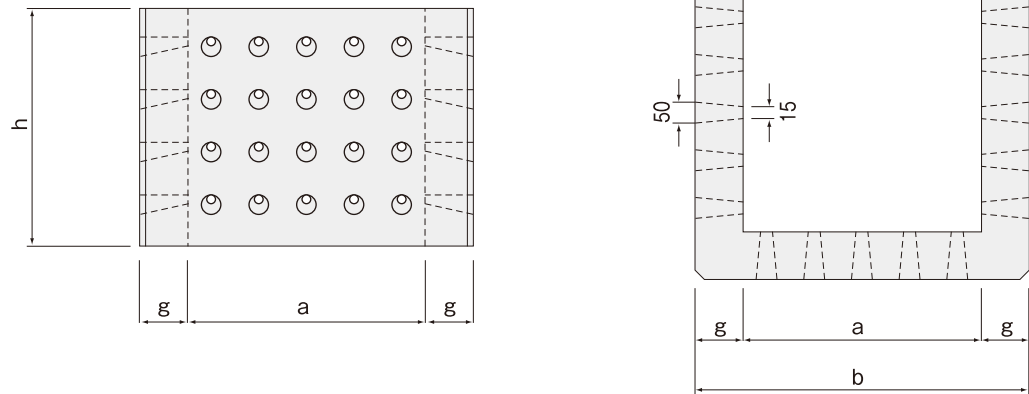


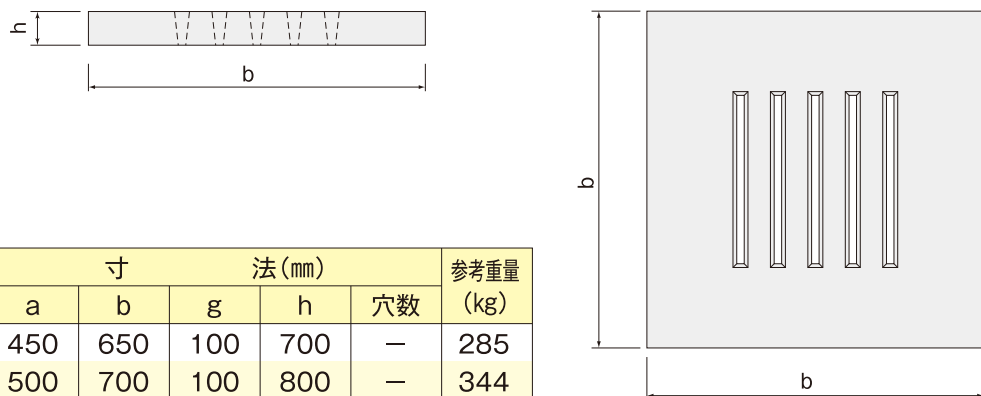
PM柵



SS柵



底版



| 呼び名 | 寸法(mm) | | | | | 参考重量(kg) | |
|-----|--------|-----|-----|-----|-----|----------|-----|
| | a | b | g | h | 穴数 | | |
| P M | 450 | 450 | 650 | 100 | 700 | — | 285 |
| | 500 | 500 | 700 | 100 | 800 | — | 344 |
| | 600 | 600 | 800 | 100 | 900 | — | 439 |
| S S | 450 | 450 | 650 | 100 | 500 | 64 | 264 |
| | 500 | 500 | 700 | 100 | 500 | 80 | 269 |
| | 600 | 600 | 800 | 100 | 500 | 96 | 336 |
| 底版 | 共通 | — | 900 | — | 90 | 5列 | 160 |

※鉄板巻ボルト固定対応可